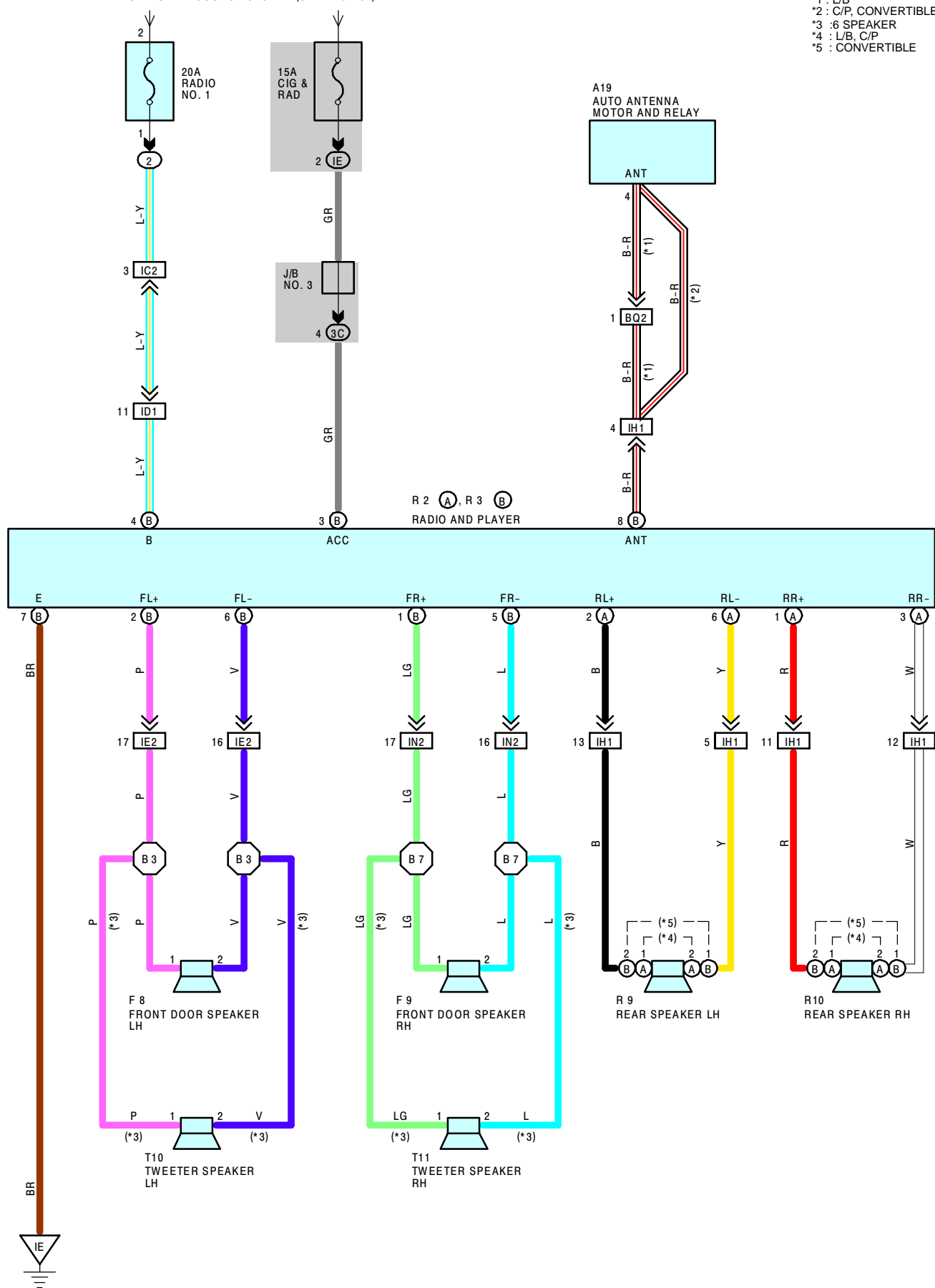




RADIO AND PLAYER

FROM POWER SOURCE SYSTEM (SEE PAGE 62)

- *1 : L/B
- *2 : C/P, CONVERTIBLE
- *3 : 6 SPEAKER
- *4 : L/B, C/P
- *5 : CONVERTIBLE



(BUILT-IN TYPE AMPLIFIER)

*4 : L/B, C/P
*5 : CONVERTIBLE

SERVICE HINTS

R 3 (B) RADIO AND PLAYER

- (B) 4-GROUND : ALWAYS APPROX. 12 VOLTS
(B) 3-GROUND : APPROX. 12 VOLTS WITH THE IGNITION SW AT ACC OR ON POSITION
(B) 7-GROUND : ALWAYS CONTINUITY

○ : PARTS LOCATION

| CODE | SEE PAGE | CODE | SEE PAGE | CODE | SEE PAGE |
|------|--------------------|------|----------------------|------|--------------------|
| A19 | 34 (L/B), 35 (C/P) | R 2 | A 33 | T10 | 34 (L/B), 35 (C/P) |
| | 36 (CONVERTIBLE) | R 3 | B 33 | | 37 (CONVERTIBLE) |
| F 8 | 34 (L/B), 35 (C/P) | R 9 | A 34 (L/B), 35 (C/P) | T11 | 34 (L/B), 35 (C/P) |
| | 36 (CONVERTIBLE) | | B 37 (CONVERTIBLE) | | 37 (CONVERTIBLE) |
| F 9 | 34 (L/B), 35 (C/P) | R10 | A 34 (L/B), 35 (C/P) | | |
| | 36 (CONVERTIBLE) | | B 37 (CONVERTIBLE) | | |

○ : RELAY BLOCKS

| CODE | SEE PAGE | RELAY BLOCKS (RELAY BLOCK LOCATION) |
|------|----------|-------------------------------------|
| 2 | 26 | ENGINE COMPARTMENT LEFT |

○ : JUNCTION BLOCK AND WIRE HARNESS CONNECTOR

| CODE | SEE PAGE | JUNCTION BLOCK AND WIRE HARNESS (CONNECTOR LOCATION) |
|------|----------|-------------------------------------------------------------------------|
| IE | 20 | INSTRUMENT PANEL WIRE AND INPANE J/B (LEFT KICK PANEL) |
| 3C | 24 | INSTRUMENT PANEL WIRE AND J/B NO.3 (BEHIND THE INSTRUMENT PANEL CENTER) |

□ : CONNECTOR JOINING WIRE HARNESS AND WIRE HARNESS

| CODE | SEE PAGE | JOINING WIRE HARNESS AND WIRE HARNESS (CONNECTOR LOCATION) |
|------|----------|-----------------------------------------------------------------|
| IC2 | 42 | ENGINE ROOM MAIN WIRE AND COWL WIRE (LEFT KICK PANEL) |
| ID1 | 42 | INSTRUMENT PANEL WIRE AND COWL WIRE (LEFT KICK PANEL) |
| IE2 | 42 | FRONT DOOR LH WIRE AND INSTRUMENT PANEL WIRE (LEFT KICK PANEL) |
| IH1 | 42 | FLOOR WIRE AND INSTRUMENT PANEL WIRE (LEFT KICK PANEL) |
| IN2 | 44 | FRONT DOOR RH WIRE AND INSTRUMENT PANEL WIRE (RIGHT KICK PANEL) |
| BQ2 | 46 (L/B) | FLOOR WIRE AND LUGGAGE ROOM WIRE (LUGGAGE ROOM LEFT) |

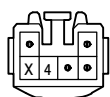
▽ : GROUND POINTS

| CODE | SEE PAGE | GROUND POINTS LOCATION |
|------|----------|---------------------------|
| IE | 42 | INSTRUMENT PANEL BRACE LH |

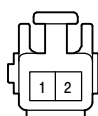
○ : SPLICE POINTS

| CODE | SEE PAGE | WIRE HARNESS WITH SPLICE POINTS | CODE | SEE PAGE | WIRE HARNESS WITH SPLICE POINTS |
|------|------------------|---------------------------------|------|------------------|---------------------------------|
| B 3 | 46 (L/B) | FRONT DOOR LH WIRE | B 7 | 46 (L/B) | FRONT DOOR RH WIRE |
| | 48 (C/P) | | | 48 (C/P) | |
| | 50 (CONVERTIBLE) | | | 50 (CONVERTIBLE) | |

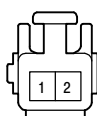
A19



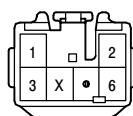
F 8



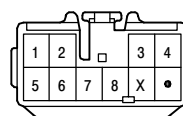
F 9



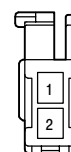
R 2 (A) BLUE



R 3 (B) BLUE



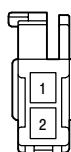
(*4) R 9 (A)



(*5) R 9 (B)



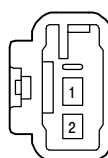
(*4) R10 (A)



(*5) R10 (B)



T10



T11

